

34 Yale Drive, Epping, VIC 3076  
 Ph (03) 9408 9907 Fax (03) 9408 9920



[www.lockitwell.com.au](http://www.lockitwell.com.au) for Full Product Information

## “K Series” Standard

High Quality  
Switch Contacts

Incorporates 530  
Style Cylinder

Cylinder Removal  
Without Switch Falling  
Apart



Panel Mount	“A” Stage		“B”
	1	2	
Digit 5 = 1,4,7	62mm	72mm	43mm
Digit 5 = 2	76mm	80mm	47mm
Digit 5 = 5 <small>EZY-Series</small>	55mm	63mm	33mm

### Features

Incorporates standard 530 Key Entrance Set Lock cylinders.  
 Supplied with four fixing points for a high strength mounting  
 Cylinder easily removed and re-assembled without risk of the switch falling apart, using our patented design.  
 May be master keyed into all common lock brands and high security lock systems.  
 Lazy cam allows for key removal in both off and on positions. Captive key also available

### EZY Series

Supplied complete with 530 Style compatible cylinder and two keys.  
 Supplied with Clipsal 2000 Series mounting plate.

#### EZY 1

Lazy Cam  
1 N/O, 1 N/C changeover



#### EZY 2

Spring Return  
1 N/O, 1 N/C changeover



#### EZY 3

Spring Return to Centre  
ON / OFF / ON



#### EZY 4


Captive Key  
1 N/O, 1 N/C changeover



**Specialised Security Products**

Patented & Registered Designs

## How To Order



The Example shown is for a K-Series Lockwood 6-pin inline, Panel mount, with Spring Return To Centre with a Multi-Voltage Contacts

# KL115007

Digit 1  
"Standard Series"

Digit 3  
"Panel Mount"

### Digit 2

#### "Lock Type"

- C L/W Wafer
- D Abloy
- F Lock Focus
- Q Bilock QCC
- L Lockwood**  
(530 Cyl)
- V Lockwood V7
- O Other

### Digit 4

#### "Key Removal"

- 1 Position**  
(Fixed Cam)
- 2 Position**  
(Lazy Cam)

Note1: Lazy Cam is Non-Key Indicating (Except Bilock QCC).  
Note2: If Key Indication Required use R-Series.

### Digit 5

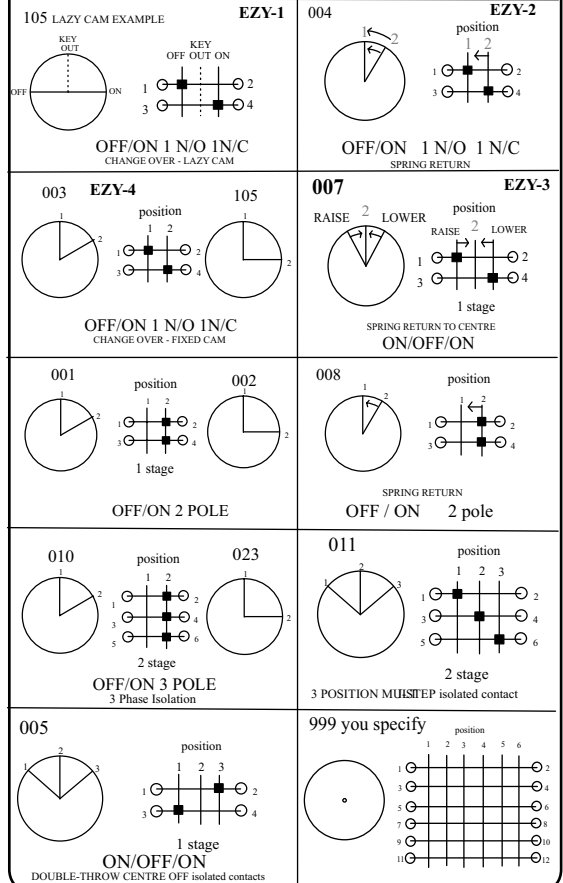
#### "Electrical Rating"

- 1 - Mains Voltage**(Standard)  
Silver Button Contacts  
AC21A 20Amp  
DC1 24V-20Amp
- 2 - Mains Voltage/Amps**  
Silver Button Contacts  
AC21A 32Amp  
DC1 24V-25Amp
- 4 - Low Current**(Low Bounce)  
Silver H-Bridge Contacts  
AC21A 12V-5Amp  
DC1 12V-3Amp
- 5 - Multi Volt**(Standard Small)  
Special Multi-Voltage Contacts  
AC21A -10Amp  
DC1 24V-6Amp
- 7 - PLC Data**(Low Bounce)  
Gold H-Bridge Contacts  
AC21A 12V-2Amp  
DC1 12V-1.5Amp

### Digit 6,7&8

#### "Switch Circuits"

Note: Refer to full switch circuits for other switch configurations

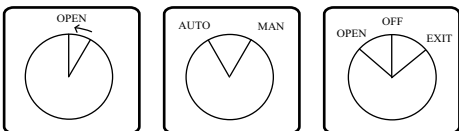


### Fixed or Lazy?

**Fixed cam's** allow the key to be removed in the 12 O'clock position only.  
**Lazy cam's** allow the key to be removed in any position, However the key way will always point to 12 O'clock to allow removal.  
An exception to this rule is Bilock QCC where we broach the sidebar's in any location allowing key removal.

### Engraving

Some switch types have common engraving. If you have special requirements Please show them in the following way at time of order.



Note: Charges may apply

### \*\*Note\*\*

This page only contains a selected range of standard circuits  
Almost any other circuit can be produced on request

### Optional Mounting Types



**Surface Box**  
LW Order Code "KEJ1"  
100mm X 100mm X 100mm



**Water Resistant Box**  
LW Order Code "KEWP1"  
100mm X 100mm X 100mm



**Stainless Steel**  
LW Order Code "PZ13"  
70mm X 115mm



**Clipsal 2000 Series Wall**  
LW Order Code "EZY WALL"  
75mm X 115mm